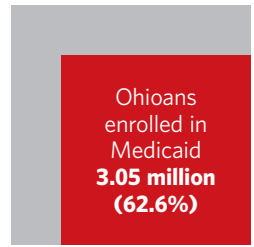


# Ohio's Runaway Medicaid Program

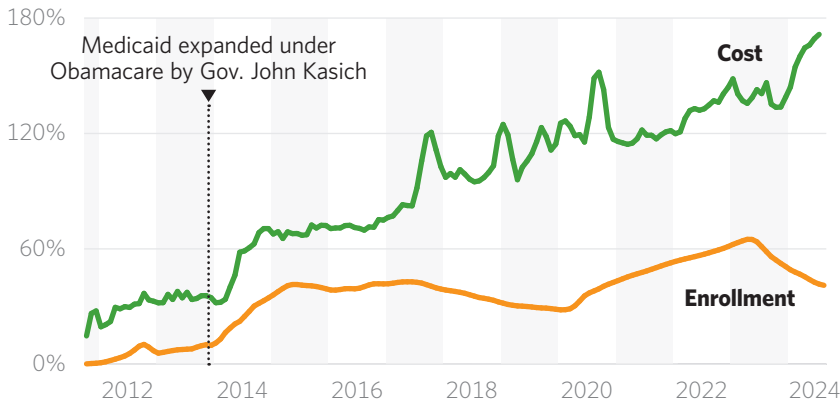
Since Gov. John Kasich expanded Ohio's Medicaid program under Obamacare, costs and enrollment have exploded. Average monthly costs have jumped more than 48 percent in just six years as more Ohioans joined the entitlement program. These costs pull resources from other vital government programs and increase Ohioans' dependence on a bankrupt federal government.

Ohio private sector  
4.88 million



## Change in Medicaid Costs and Enrollment

CHANGE SINCE AUGUST 2011, THREE-MONTH ROLLING AVERAGES

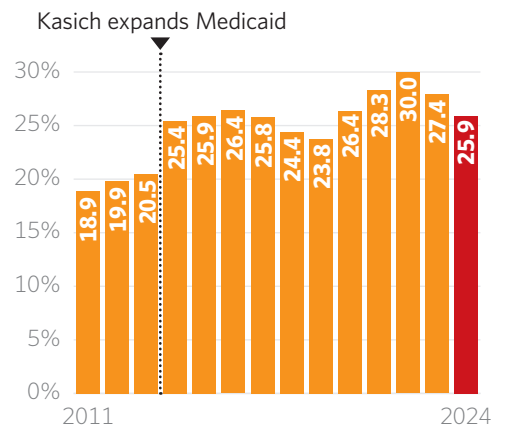


SOURCES: Ohio Department of Medicaid and Ohio Office of Budget and Management.  
NOTES: Data provided by the Ohio Department of Medicaid for Oct. 2022–April 2023 exclude some expenses. Figures shown include Opportunity Ohio estimates for the excluded data based on the average of known monthly expenses once missing data was reported. Cost data is unavailable for August 2024.

OPPORTUNITY *Ohio*

## More Than One-Quarter of Ohio on Medicaid

PERCENTAGE OF STATE POPULATION

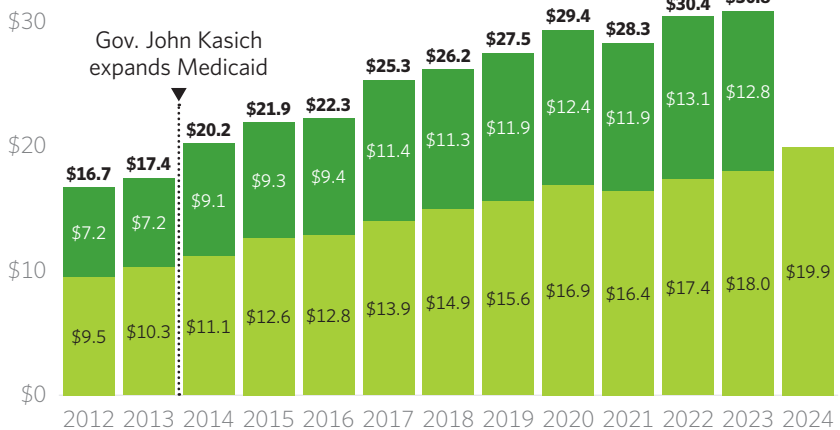


SOURCES: Ohio Department of Medicaid and Ohio Office of Budget and Management.

OPPORTUNITY *Ohio*

## Ohio's Growing Medicaid Costs

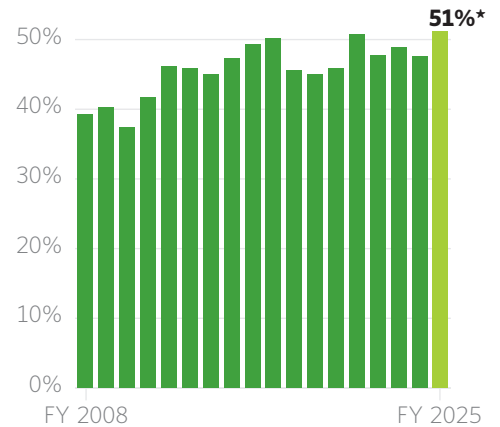
IN BILLIONS



SOURCES: Ohio Department of Medicaid and Ohio Office of Budget and Management.  
NOTES: Data provided by the Ohio Department of Medicaid for Oct. 2022–April 2023 exclude some expenses. Figures shown include Opportunity Ohio estimates for the excluded data based on the average of known monthly expenses once missing data was reported. Cost data is unavailable for August 2024.

OPPORTUNITY *Ohio*

## Medicaid Comprises About Half of Ohio's Budget



\* Through August 2024—2 months of FY 2025.  
SOURCES: Ohio Department of Medicaid and Ohio Office of Budget and Management.

OPPORTUNITY *Ohio*