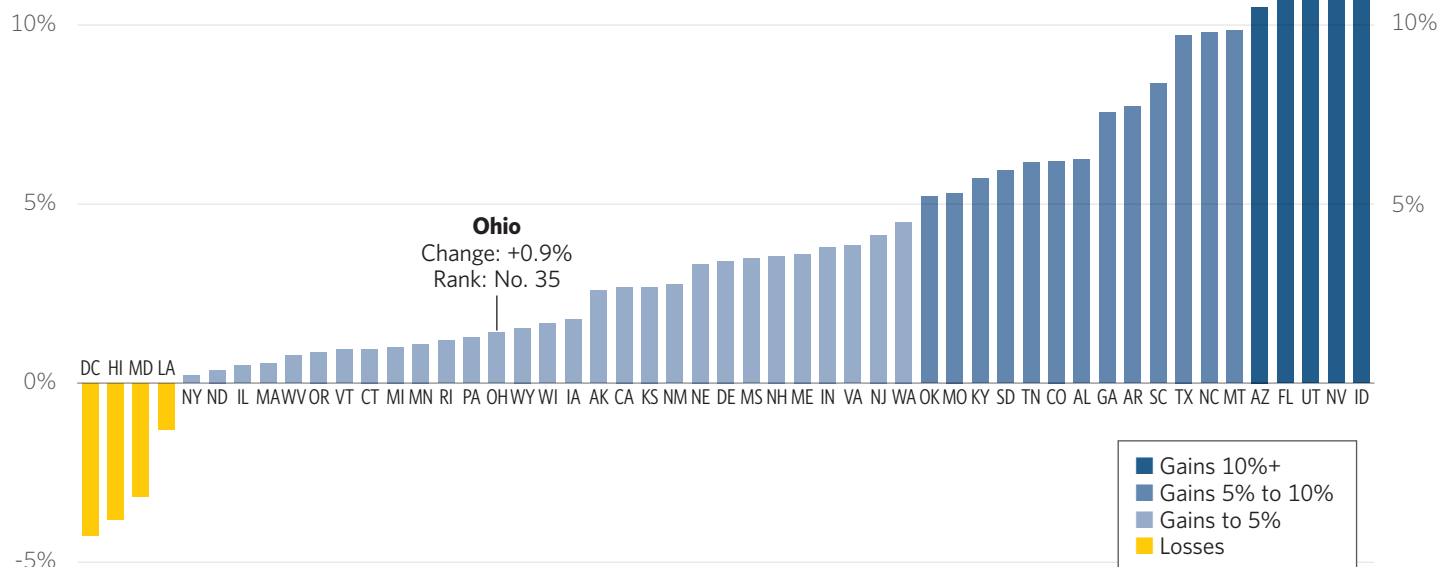


Ohio Wuhan Virus Economic Impact Dashboard

Virus Impact on Jobs Across the U.S.

CHANGE IN JOBS, FEBRUARY 2020-APRIL 2024



NOTE: Calculations are based on actual figures for February 2020 and preliminary figures for April 2024.
SOURCE: Bureau of Labor Statistics.



Ohio in Middle in Pandemic Jobs Recovery

CHANGE IN NUMBER OF JOBS, FEBRUARY 2020 VS. APRIL 2024, IN THOUSANDS

Texas	+1,072.0	Missouri	+131.4	Mississippi	+32.0	Connecticut	+13.9
Florida	+861.5	Virginia	+129.2	Kansas	+31.6	Delaware	+13.8
California	+402.0	Alabama	+105.6	Nebraska	+28.7	Alaska	+6.5
North Carolina	+379.4	Indiana	+104.4	Minnesota	+28.0	Rhode Island	+5.3
Georgia	+299.4	Idaho	+93.8	Illinois	+26.2	West Virginia	+4.3
Arizona	+268.8	Kentucky	+93.5	Iowa	+23.4	Wyoming	+3.4
Tennessee	+167.6	Arkansas	+82.8	South Dakota	+21.6	Vermont	+2.4
South Carolina	+153.9	Oklahoma	+70.0	New Hampshire	+21.3	North Dakota	+1.3
Utah	+150.3	Pennsylvania	+69.1	Maine	+19.3	Hawaii	-20.3
New Jersey	+150.2	Ohio	+68.1	New Mexico	+18.7	Louisiana	-21.7
Colorado	+145.8	Wisconsin	+43.3	Massachusetts	+17.8	D.C.	-24.1
Nevada	+142.6	Montana	+39.2	New York	+17.6	Maryland	-72.4
Washington	+131.9	Michigan	+38.7	Oregon	+14.5		

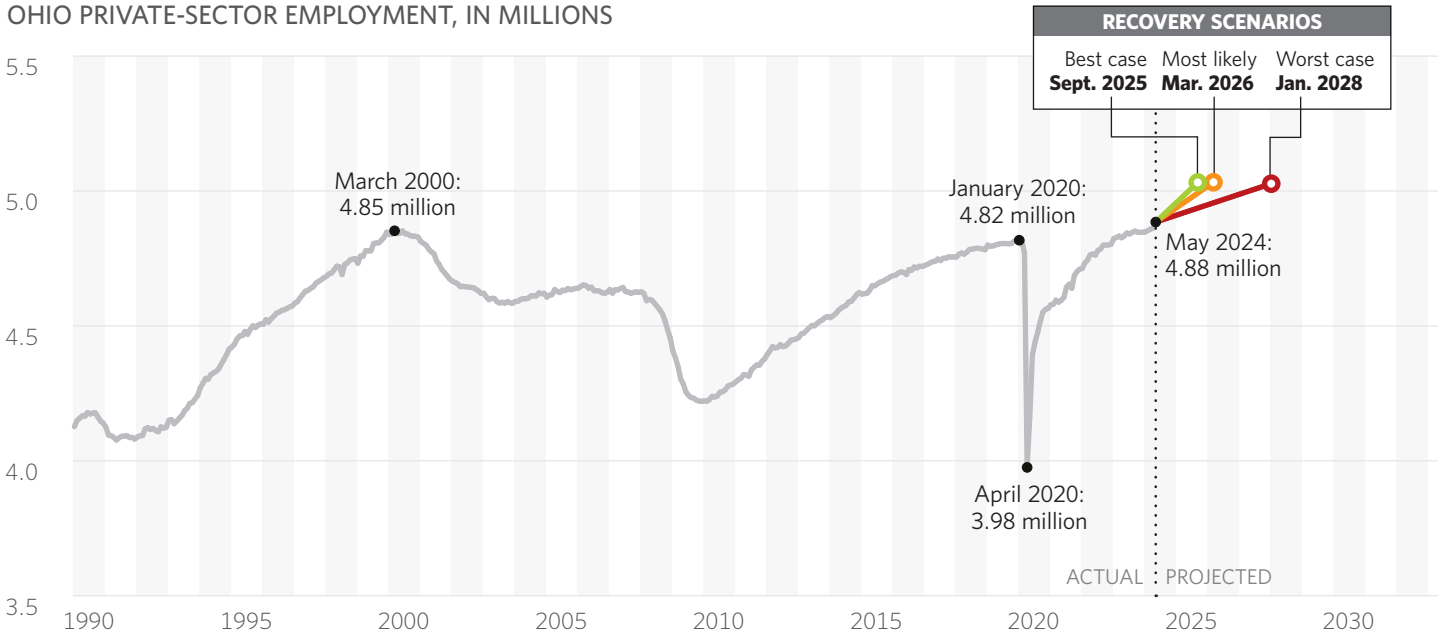
NOTE: Calculations are based on actual figures for February 2020 and preliminary figures for April 2024.
SOURCE: Bureau of Labor Statistics.



Ohio Wuhan Virus Economic Impact Dashboard

When will Ohio fully recover?

OHIO PRIVATE-SECTOR EMPLOYMENT, IN MILLIONS



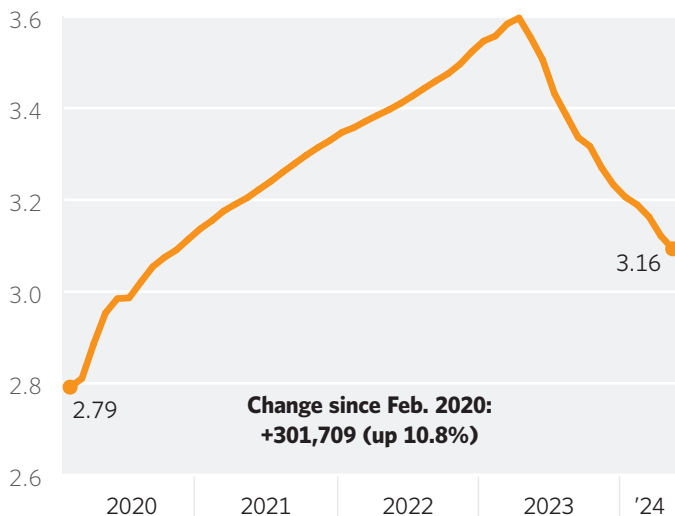
NOTE: Recovery employment levels are higher than March 2000 levels because of population growth. In March 2000, Ohio had a population of 11.3 million, and today it is 11.8 million.

SOURCE: Opportunity Ohio calculations based on data from the U.S. Department of Labor, Bureau of Labor Statistics, <http://www.bls.gov>.

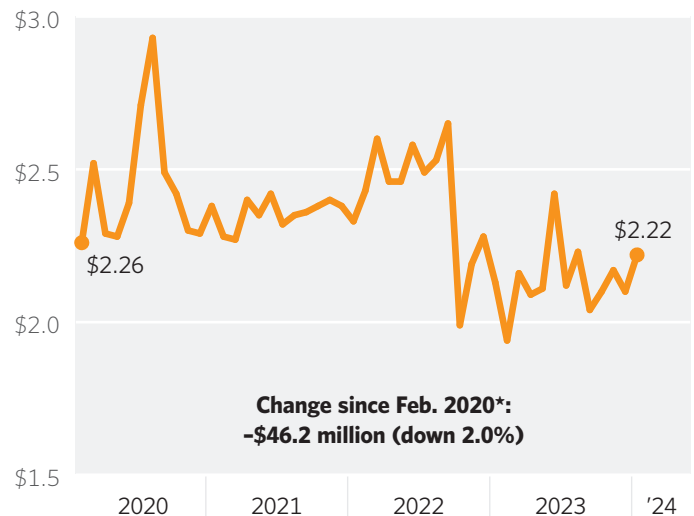


Changes to Ohio Medicaid

ENROLLMENT, IN MILLIONS



COSTS, IN BILLIONS



SOURCE: Ohio Department of Medicaid, <http://medicaid.ohio.gov>. *Cost data unavailable for Feb.-May 2024.

