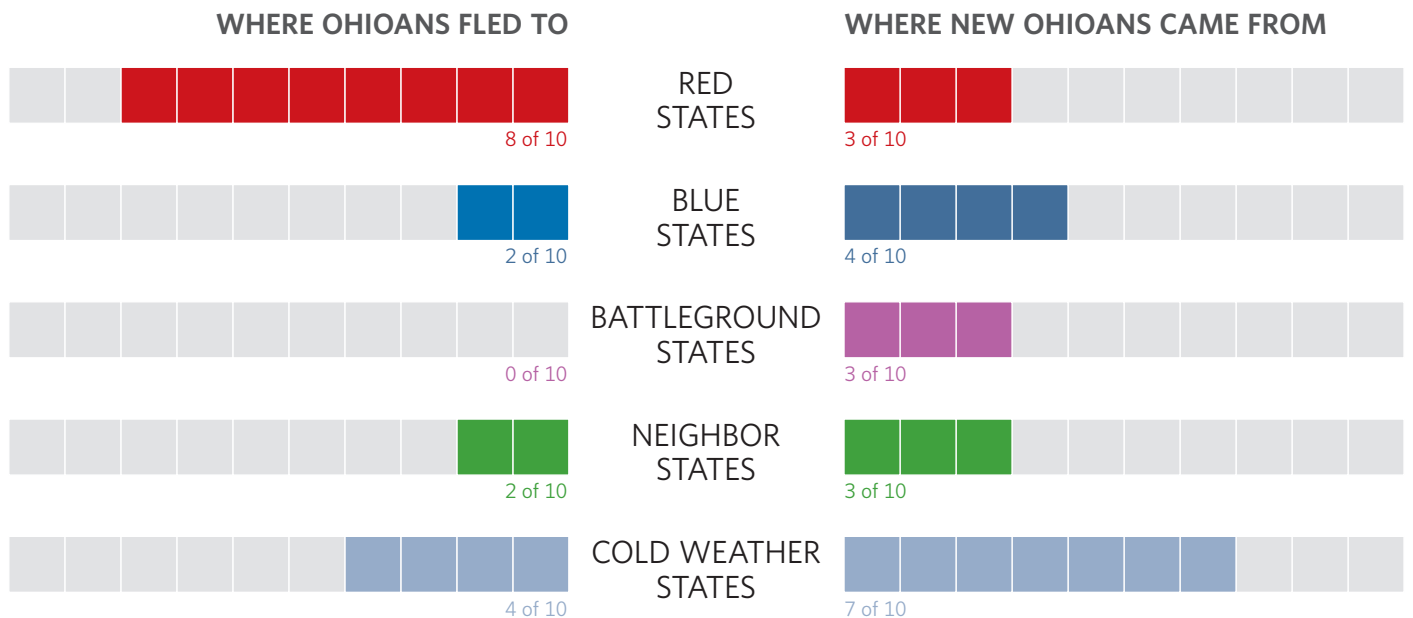


Exodus Ohioans Pull \$16.44 Billion from State Since 2011

In just one year, Ohio lost another \$2.14 billion in Adjusted Gross Income (AGI) as Ohioans leaving for greener pastures exceeded those out-of-staters coming to Ohio. Exodus Ohioans fled to RED states (8 out of top 10 states), including COLD weather states (4 out of 10), where economic policies feature no income tax, right-to-work, and robust infrastructure, whereas Ohio attracted BLUE-staters less repelled by Ohio's state income tax, pro-union policies, and weak infrastructure. This NET AGI exodus from 2021 to 2022 repeats a trend going back to at least 2011 when John Kasich became governor totaling lost AGI of \$16.44 billion from 111,221 Exodus Ohioans.

Ohioans Coming and Going, 2021-2022

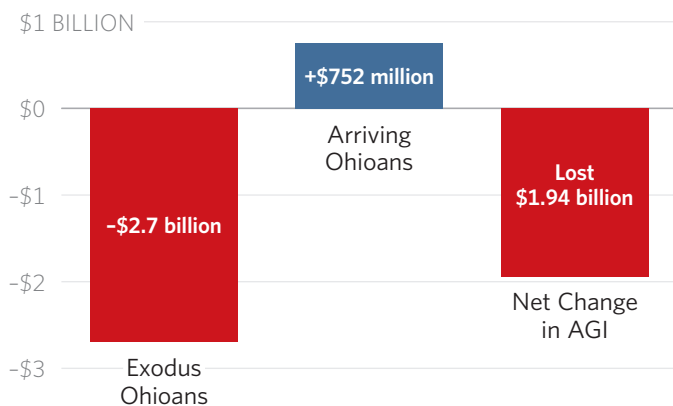


SOURCE: Internal Revenue Service, "SOI Tax Stats - Migration Data 2021-2022"

OPPORTUNITY *Ohio*

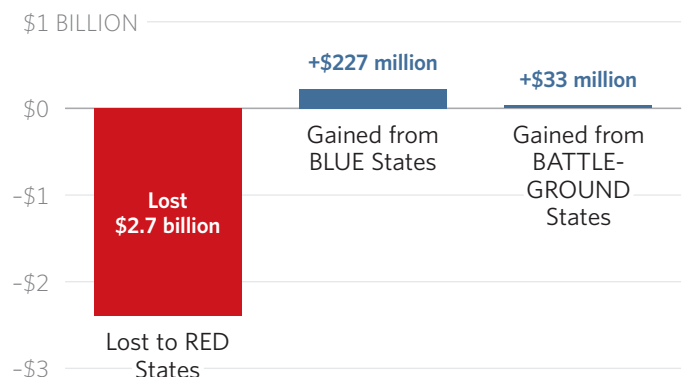
Ohio Lost Net \$1.94 Billion in AGI

CHANGE IN ADJUSTED GROSS INCOME, 2021-2022



Exodus Ohioans Benefitted Red States

CHANGE IN ADJUSTED GROSS INCOME, 2021-2022



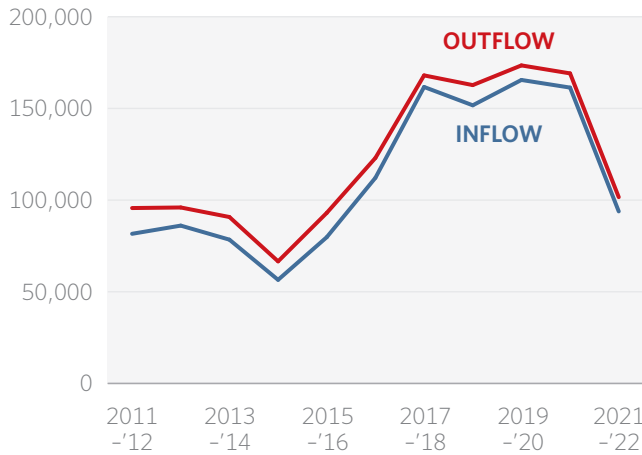
SOURCE: Internal Revenue Service, "SOI Tax Stats - Migration Data 2021-2022"

OPPORTUNITY *Ohio*

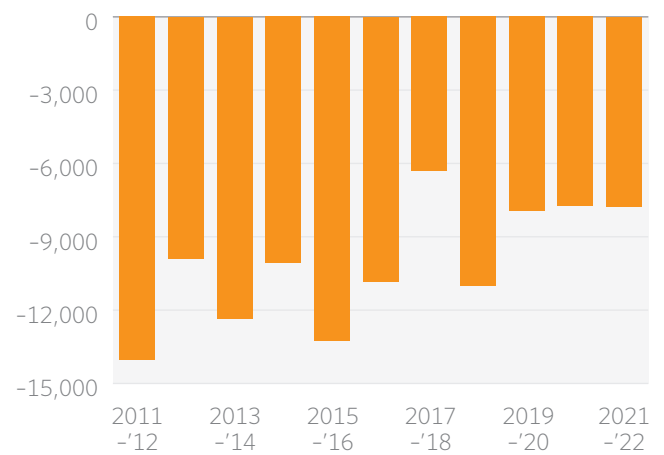
Inflow and Outflow of Individuals in Ohio

► Net change in individuals, 2011-2022: **111,221 FEWER PEOPLE**

NUMBER OF INDIVIDUALS



NET CHANGE IN NUMBER OF INDIVIDUALS



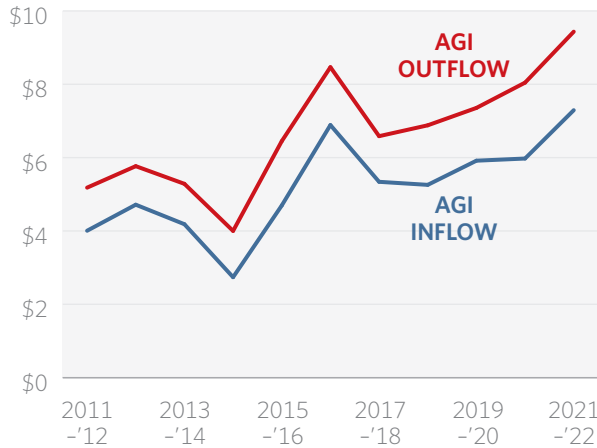
SOURCE: Internal Revenue Service, "SOI Tax Stats - Migration Data 2021-2022"



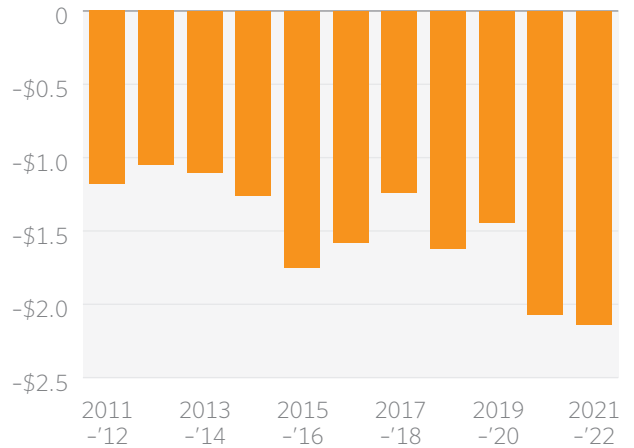
Inflow and Outflow of Adjusted Gross Income in Ohio

► Net change in AGI, 2011-2022: **\$16.44 BILLION LESS**

IN BILLIONS OF DOLLARS



NET CHANGE IN BILLIONS OF DOLLARS



SOURCE: Internal Revenue Service, "SOI Tax Stats - Migration Data 2021-2022"

