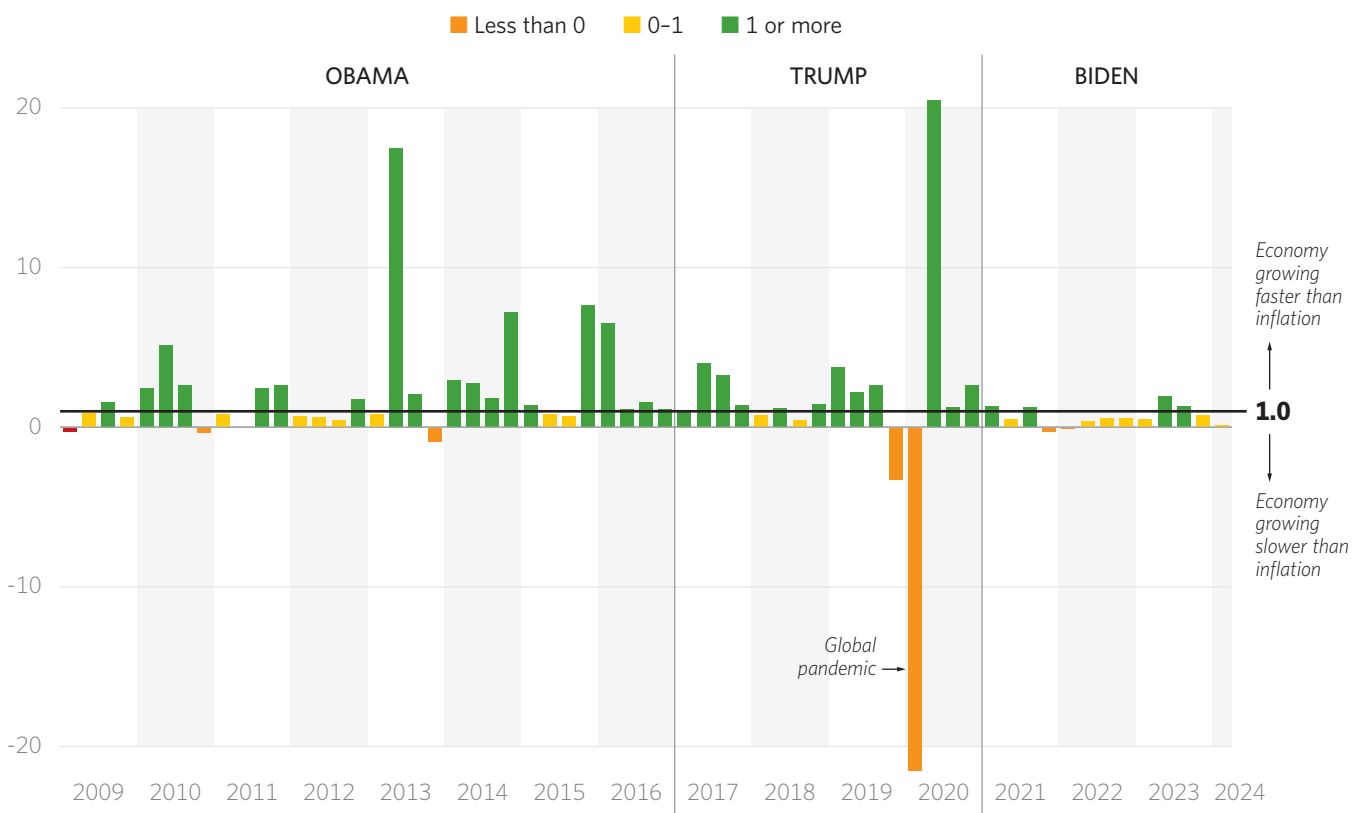


Gross Prosperity Ratio

FOR MANY AMERICANS, understanding how the economy is doing and its impact on their lives can be a challenge given how the Left and its media allies push disinformation to support their political agenda. This disinformation campaign often fails because people organically “feel” how the economy is doing every time they fill up their cars or grocery shop, with prices at the pumps and on the shelves rising or not. To increase awareness, we created the Gross Prosperity Ratio™ (GPR) to show, in simple terms, whether the economy (the Gross Domestic Product) is outpacing inflation or not. If the GPR is above 1.0, America’s economy is growing and we should see that at our kitchen tables; if the GPR is below 1.0, it is fundamentally shrinking and we will feel that in our lives.

Gross Prosperity Ratio



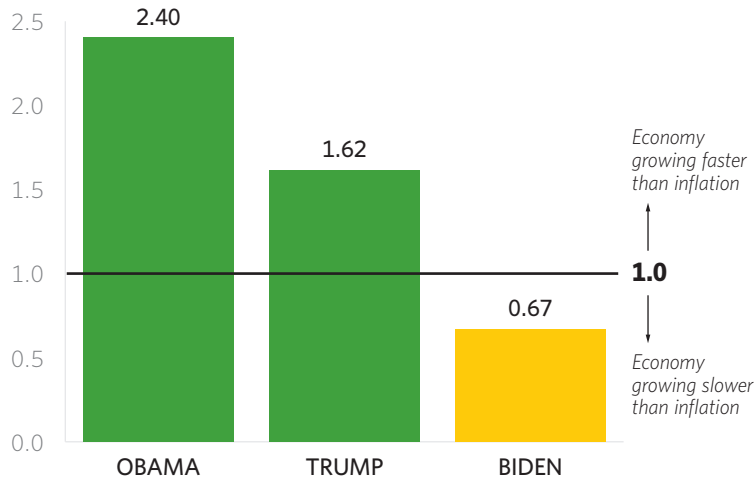
SOURCES: U.S. Bureau of Economic Analysis and the U.S. Federal Reserve.

OPPORTUNITY *Ohio*

Over the last three presidencies, Barack Obama had the best GPR at 2.40, with Donald Trump hitting 1.62 despite the global pandemic. After thirteen quarters, Joe Biden is severely flailing at 0.69, which is why his popularity rating is among the worst in history for presidents. On a quarterly basis, Trump bested Obama and Biden with the most quarters above 1.0 and the fewest below 1.0 (again, despite the global pandemic), which is why many Americans support his return to the presidency in 2024. They simply want more of what Trump delivered in his first term as president.

We will update this one-pager as the quarterly data is released.

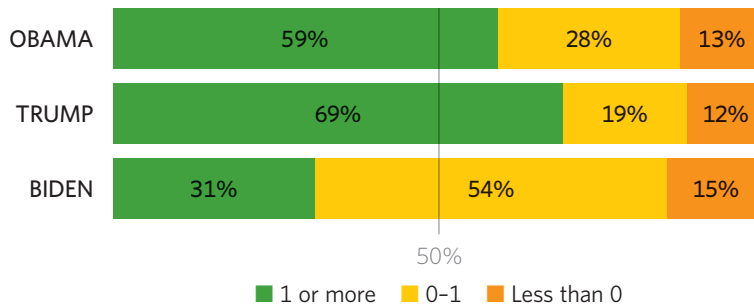
Gross Prosperity Ratio, Quarterly Average, by Administration



SOURCES: U.S. Bureau of Economic Analysis and the U.S. Federal Reserve.

OPPORTUNITY *Ohio*

Share of Quarters in Each Gross Prosperity Ratio Category, by Administration



SOURCES: U.S. Bureau of Economic Analysis and the U.S. Federal Reserve.

OPPORTUNITY *Ohio*